

Make it with
GrabCAD



GrabCAD Print and GrabCAD Print Pro 3D Printing Software for Stratasys 3D Printers

GrabCAD Print™ simplifies the traditional 3D print preparation workflow and provides intelligence around printer technology so your team can get quality prints, faster.

GrabCAD Print Pro™ takes GrabCAD Print to the next level. It does so by reducing the number of prints required to meet a design's intent. It simplifies process definition and estimation, integrates to partner software and other systems, and automates tasks to optimize workflows.

Together, GrabCAD Print and GrabCAD Print Pro are the ideal solution for your production and prototyping needs.

A Smooth 3D Printing Workflow Get the 3D printed parts you want, obstacle-free

<p>Print directly from CAD</p> <p>GrabCAD Print saves time by printing directly from CAD Files- don't waste time converting and fixing STL files.</p>	<p>Get started fast</p> <p>Lean on smart default settings, tool tips, and notifications to guide you through a seamless printing process.</p>	<p>Do more with slicing software for 3D printing</p> <p>Advanced 3D slicer technology lets you manipulate models with excellent precision, including PANTONE® color matching, detail improvements, and part priority.</p>	<p>See what you're making</p> <p>Work with detailed views of your model, tray and slice preview so you can make necessary adjustments before going to print.</p>
--	--	--	---






Fine Tune Your Print With Technology Specific Features

Customize your print to meet your design intent

Leverage the design intent of your multi-body part, using solid infill for strong bodies and different infill patterns and densities for bodies that need to be lighter weight. Uniformly thicken bodies to make them rigid, and selectively thicken faces to make them strong.

Holes with a purpose

Resize and reinforce hole geometry for the insert you selected, or the dimensions you defined. Or- select a hole and make it self-supporting, drilled out by a later manufacturing operation.




Stabilize and anchor your parts

Add Stabilizers to keep tall, thin parts from wobbling, and Anchors to keep short, thin parts from warping.



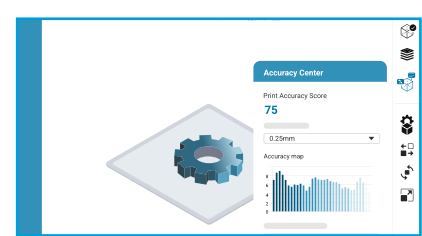
Adapt your slice to your part

Use a thick slice for steep walls, and a thin slice for shallow surfaces that need better resolution. Adaptive slicing automatically varies the slice height within a part to decrease printing time while retaining part quality and strength- and it prints an average of 24% faster.



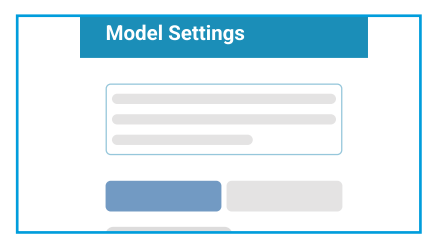
Optimize your part using your print

Score the scan of your print result against the part's design in the Accuracy Center, and adjust the part automatically so the next print meets its form and fit requirements.



Capture your process

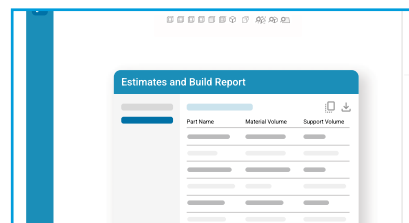
Save printer settings of common job types as Manufacturing Templates for fast and easy creation of new projects by your team.





Simplify estimation

Estimate material usage for each part in a job, with easy export as a spreadsheet to complete cost estimates for your customers.



Use Stratasys Materials and Make Them Your Own

Print with proven Stratasys Preferred and Validated Materials and settings- or use OpenAM™ to tune the materials to your specific use. OpenAM enables printing with non-Stratasys materials as well, just tune a generic material profile and publish it to GrabCAD Print.



Make it realistic

GrabCAD Print specifically designed for PolyJet enables you to achieve accurate prototyping and product realism.

- Match Pantone validated colors: Prototype models with near perfect matching with the Pantone book colors, validated by Pantone LLC.
- Apply CMYK values: Assign CMYK values in the CMYK Input panel to achieve an accurate color of your preference.



Take advantage of X-Rite color profiles

X-Rite is the industry standard conversion software. The color profiles enable designers to achieve a broader and more accurate range of colors.



Print complex parts

Make complex, realistic parts combining graphics and textures with varying levels of transparency, translucency, and opaqueness.

Simplify complex digital material assignments

The Digital Materials panel makes it easier than ever to make complex assignments. As you select your digital materials, materials that don't work with those options are removed. This reduces the hassle of determining which materials work with each other.



Turn your ideas into designs

Achieve the color, material, and textures desired by designers without the need for multiple software solutions to create the high-fidelity models you want.

Easily import popular file formats


Improved SOLIDWORKS workflow enables designers to streamline their color workflow by importing 3MF part and assembly files that maintain color and texture data. See the complete list of supported file formats.

Simply integrate with top rendering software

Keyshot 3D rendering software from Luxion seamlessly integrates with GrabCAD Print for a smooth and quick import of 3MF files.

Print at volume with SAF technology

Now you can achieve production-level volumes with the H350™ 3D printer, powered by SAF™ technology. Utilize GrabCAD Print Pro to easily create densely packed builds for printing. You can also 3D nest automatically or manually and position, orient, align and lock parts in 3D space. Ad-hoc label text can be applied to parts or template labels can be created. These can then be reused and automatically add serial numbers to printed parts. Fragile parts may be enclosed in a sinter box to protect them during de-powdering. This leads to efficient preparation and printing of end use parts in production quantities.



Achieve more with Origin One and GrabCAD Print

GrabCAD Print for the Origin One offers improved print preparation, enhanced part slicing, native CAD file support, printer status monitoring, and printer scheduler. The software also enables access to Origin One's Open Materials License (OML) that allows users to develop materials with profiles and settings optimized for their needs, manage material collections, and share materials within their organization.



Receive work orders and print in minutes

The integration between GrabCAD Shop, our work order management solution, and GrabCAD Print will allow you to bring your designs to market even faster.

- Reduce the hassle of uploading and reuploading CAD files by simply opening files from Shop into GrabCAD Print with the click of a button.
- Efficiently plan your own print jobs and trays using the Shop Operator Dashboard view and Print Schedule view.





Create accurate and functional medical models

The Digital Anatomy Creator software add-on package for the Stratasys Digital Anatomy 3D printer enables advanced users to effectively customize models. Patient anatomy can be reproduced with slice-by-slice material control of each print. By manipulating material formation and customizing internal structures, repeatable research can be achieved. This will help improve outcomes and these designs can be easily shared.



Get more from your printers

Optimize your resources with a management view of all printers and jobs.

Organize print queues

Maximize print scheduling based on machine availability, estimated job duration, and other key considerations.

Track material levels

Instantly see how much material remains on each printer so you can plan and budget accordingly.

View printer usage like never before

Analyze material usage, printer history, and printer utilization with in-depth reports and dashboards. See the complete list of supported printers.

Print from anywhere

Allow everyone on your team to experience the benefits of 3D printing.

Monitor from any device

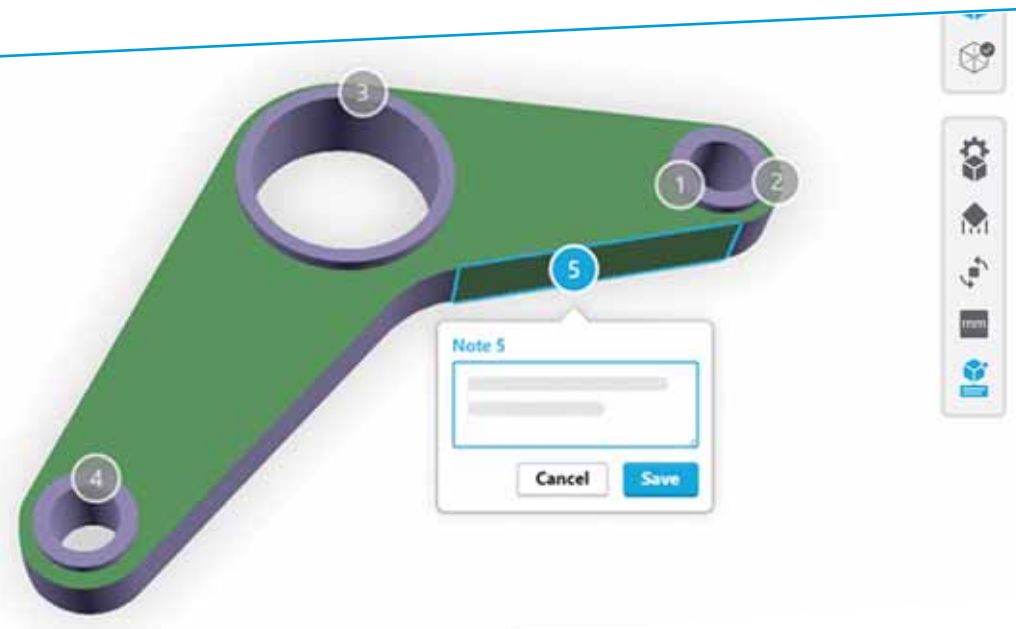
GrabCAD Print is cloud connected, so you can access it directly from any browser or your mobile device.

Schedule remotely

Access and print to any supported printer in your company, even if it is in a different geographic location.

Print from your shop

Privacy controls in GrabCAD Print turn off the cloud; jobs are sent to printers on your local network directly.



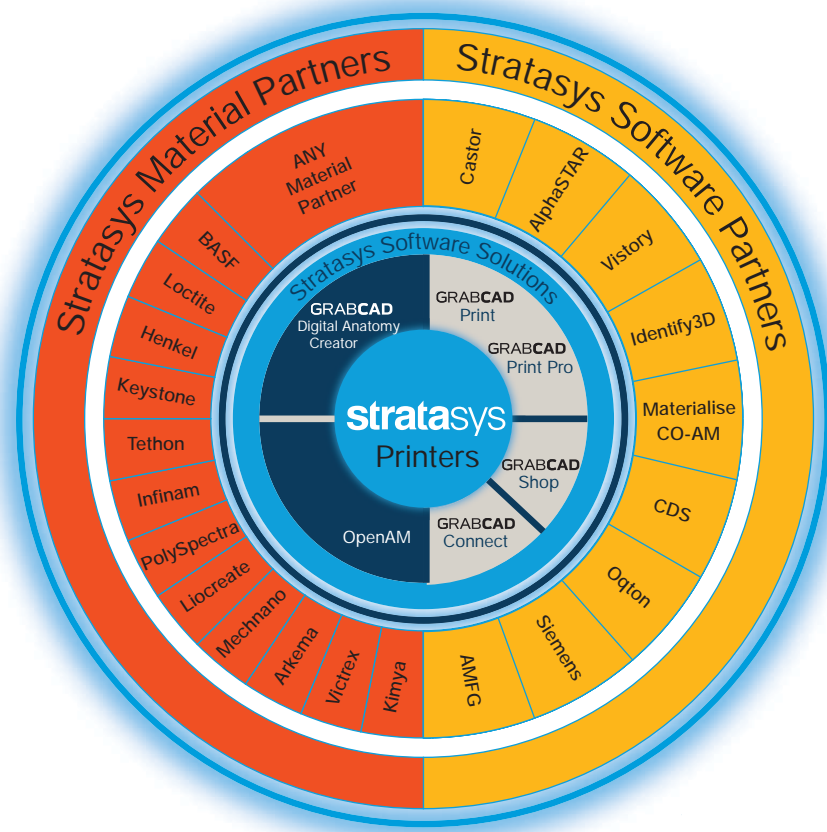


Benefit from the GrabCAD Additive Manufacturing ecosystem

Work with our software partners to access best in class solutions, or use our Software Development Kit (SDK) to build your own.

Minimal training required

An intuitive graphical interface makes professional 3D printing as easy as loading a part and clicking print.



Current supported technologies

FDM, PJ, SAF, and P3.

USA - Headquarters

7665 Commerce Way
Eden Prairie, MN 55344, USA
+1 952 937 3000

ISRAEL - Headquarters

1 Holtzman St., Science Park
PO Box 2496
Rehovot 76124, Israel
+972 74 745 4000

EMEA

Airport Boulevard B 120
77836 Rheinmünster, Germany
+49 7229 7772 0

South Asia

1F A3, Ninghui Plaza
No.718 Lingshi Road
Shanghai, China
Tel: +86 21 3319 6000

Energy Group

3D Printing Solutions for Industry

a SolidWorld Group company

RIVENDITORE CERTIFICATO

stratasys

XACT METAL

info line 051 864519 | www.energygroup.it

stratasys.com

ISO 9001:2015 Certified

© 2023 Stratasys. All rights reserved. Stratasys, the Stratasys Signet logo, FDM, and Fortus are registered trademarks of Stratasys Inc. J850, PolyJet, P3, GrabCAD Print, GrabCAD Print Pro, GrabCAD Shop and OpenAM are trademarks of Stratasys, Inc. All other trademarks are the property of their respective owners, and Stratasys assumes no responsibility with regard to the selection, performance, or use of these non-Stratasys products. Product specifications subject to change without notice. BR_SW_GrabCADPrint_A4_0523a

